




RJ-275XHD Hi-Force Heavy-Duty Compactor




Marathon's RamJet **RJ-275XHD** produces more than **80,000 pounds of force** assuring top performance in heavy commercial and industrial applications. The **RJ-275 XHD** is unique to other compactors in its class, providing a large 60"W x 52"L **clear top opening** and a 33" deep **charge box** – a feature greatly appreciated at peak loading times or when compacting bulky items!

Engineering...

The **RJ-275XHD** is stress engineered for durability. That means the strength is where it belongs – like the 1/2" abrasion resistant charge box floor reinforced with heavy duty steel channels, 3/4" steel plate ram face backed with structural channels and extra rugged reinforced sides.

Ram Guide System...

The packing ram is supported and guided by specially formulated cast iron shoes which ride on replaceable wear strips. This exclusive design protects the charge box floor from the full force of the packing ram, extending its life and dramatically reducing compaction-robbing friction.



Specifications:

Remote Power Unit

Charge Box Capacity	
[Mfrs. Rating].....	2.5 cy1.91m ³
[WASTEC Rating].....	2.06 cy1.58m ³
Clear Top Opening	60"W x 52"1524mm x1321mm

Performance Characteristics:

Cycle Time.....	52 sec.52 sec.
Total Normal Force (Min.).....	80,800 lb.....359 kN
Total Pack-out Force (Min.).....	92,400 lb.....411 kN
Normal Ram Face Force (Min.).....	44.9 psi.....310 kPa
Pack-out Ram Face Force (Min.)	51.3 psi.....354 kPa
Ram Penetration	14.5".....368 mm

Electrical Equipment:

TEFC Electrical Motor	
3/60-208/230/460.....	15 hp11 kW
Electrical Control Voltage.....	120 VAC.....120 VAC
UL Labeled Panel Box: NEMA Type, All Circuits Fused	
Standard Controls: Keylock Start & Stop,	
Connected to 13' Sealtite	

Hydraulic Equipment:

Hydraulic Pump	
Capacity	13 gpm49.2 L/min.
Normal Pressure	2100 psi.....145 bar
Maximum Pressure	2400 psi.....166 bar
Hydraulic Cylinder Bore	7".....178mm
Hydraulic Cylinder Rod	4".....102mm
Hydraulic Cylinder Stroke	68".....1727mm
Reservoir Capacity	30 gal.114 L

Weight.....7900 lbs.3591 kg

RAMJET

RJ-275XHD

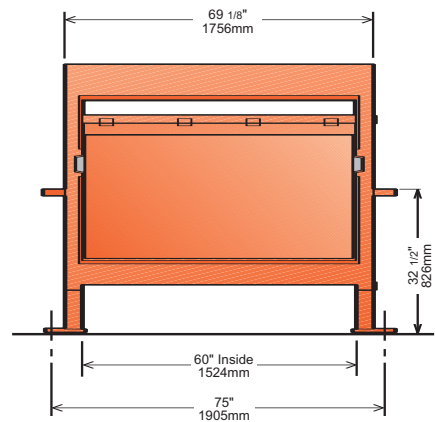
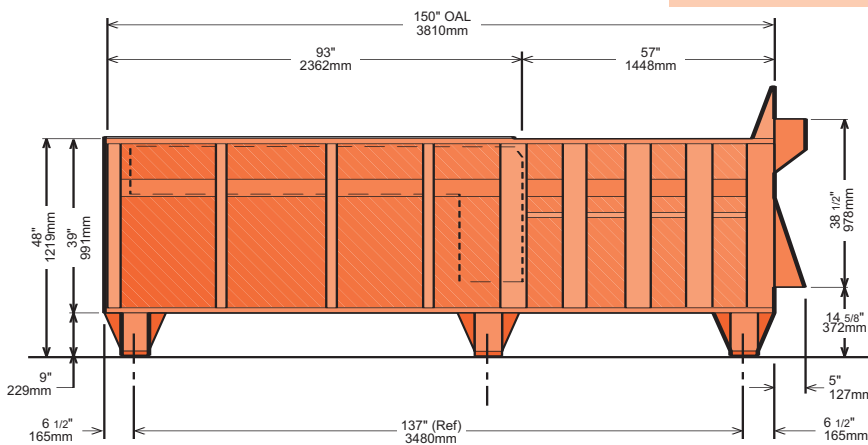
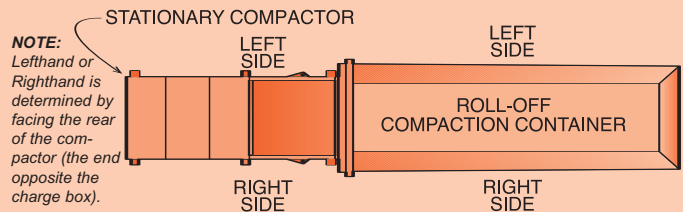
▼ The **RJ-275XHD** uses a remote power unit with controls that are key-operated and fully automatic. The heavy duty push button controls are contained in a weatherproof NEMA 13 enclosure.



▼ Multi-cycle timer, dual controls, ozone odor control system, hoppers and many other options are also available as well as a full line of compaction containers.

▼ Chutes can be constructed to meet your specifications and needs. They reduce the risk of pilferage of valuable merchandise or tools by eliminating a person's ability to hide items in the trash in order to recover them later from the waste receptacle.

Top View of Typical Compactor & Container Configuration



Concrete Pad Requirements
6" (153mm) Thick Reinforced 3000 PSI Concrete,
(4) 3/4" (20mm) Anchor Bolts (Min.)

SIDE VIEW

FRONT VIEW

Authorized Distributor:

Visit our web site: www.MarathonEquipment.com



MARATHON EQUIPMENT COMPANY

P.O. Box 1798 • Vernon, AL 35592-1798 USA • (205) 695-9105 fax (205) 695-7250 **1-800-633-8974**

130 Hwy. 339 • Yerington, NV 89447 USA • (775) 463-4030 fax (775) 463-4531 **1-800-624-5724**

1102 Industrial Park Rd. • Clearfield, PA 16830 USA • (814) 765-0200 fax (814) 765-2072 **1-800-922-7062**

Pictures in this literature are illustrative only. Specifications are subject to change without notice in order to accommodate improvements to the equipment. Certified in compliance with ANSI Regulation Z245.2, all OSHA standards, and certified under WASTEC's Stationary Compactor Certification Program. Products must be used with safe practice and in accordance with said regulations and standards.

